

Weight		Z4			
		sDrive23i	sDrive30i	sDrive35i	sDrive35is ¹
Unladen EU ²	kg	1480 [1505]	1490 [1505]	1580 [1600]	1600
Max. permissible	kg	1735 [1760]	1745 [1760]	1835 [1855]	1855
Permitted load	kg	330	330	330	330
Permitted axle load, front/rear	kg	800/970	800/970	870/1000	870/1000

Engine ³		Z4			
		sDrive23i	sDrive30i	sDrive35i	sDrive35is ¹
Cylinders/valves		6/4	6/4	6/4	6/4
Capacity	cc	2497	2996	2979	2979
Stroke/bore	mm	78.8/82.0	88.0/85.0	89.6/84.0	89.6/84.0
Max. output	kW/rpm	150/6300	190/6600	225/5800	250/5900
	hp/rpm	204/6300	258/6600	306/5800	340/5900
Max. torque	Nm/rpm	250/2750–3000	310/2600–3000	400/1300–5000	450/1500–4500
Compression ratio	:1	11.0	10.7	10.2	10.2

Transmission		Z4			
		sDrive23i	sDrive30i	sDrive35i	sDrive35is ¹
Standard transmission ratios	VIII/II:1	4.32/2.46/1.66	3.52/0.1/31	4.06/2.40/1.58	4.78/3.06/2.15
	IV/V/VI:1	1.23/1.00/0.85	1.0/0.81/0.70	1.19/1.00/0.87	1.68/1.39/1.20
	VIII/R:1	-3.94	-3.19	-3.68	1.0/4.45
Final drive ratio	:1	3.64	4.27	3.08	2.56

Performance		Z4			
		sDrive23i	sDrive30i	sDrive35i	sDrive35is ¹
Top speed	km/h	242 [239]	250 ²	250 ²	250 ²
Acceleration 0–100 km/h	sec	6.6 [7.3]	5.8 [6.1]	5.2 [5.1]	4.8

Fuel consumption ^{6,*}		Z4			
		sDrive23i	sDrive30i	sDrive35i	sDrive35is ¹
Urban	l/100 km	12.4 [11.8]	12.4 [11.9]	13.5 [12.6]	12.6
Extra-urban	l/100 km	6.2 [6.1]	6.2 [6.2]	7.0 [6.9]	6.9
Combined	l/100 km	8.5 [8.2]	8.5 [8.3]	9.4 [9.0]	9.0
CO ₂ emissions	g/km	199 [192]	199 [195]	219 [210]	210
Tank capacity, approx.	l	55	55	55	55

Wheels		Z4			
		sDrive23i	sDrive30i	sDrive35i	sDrive35is ¹
Tyre dimensions	front	225/45 R 17 W	225/45 R 17 W	225/45 R 17 W	225/40 R 18 W
	rear	225/45 R 17 W	225/45 R 17 W	255/40 R 17 W	255/35 R 18 W
Wheel dimensions		8 J x 17	8 J x 17	8/8.5 J x 17	8/8.5 J x 18
Material		light-alloy	light-alloy	light-alloy	light-alloy

Electrical system		Z4			
		sDrive23i	sDrive30i	sDrive35i	sDrive35is ¹
Battery capacity	Ah	70	70	70	70
Alternator output	A	170	170	170	170
	W	2380	2380	2380	2380

* Fuel consumption and CO₂ emissions may vary by country.

¹ Standard with 7-speed sports automatic transmission with double clutch.

² The value given includes a 90 % full tank as well as 68 kg for the driver and 7 kg for luggage.

³ Unladen weight applies to vehicles with standard equipment. Optional extras may increase these figures.

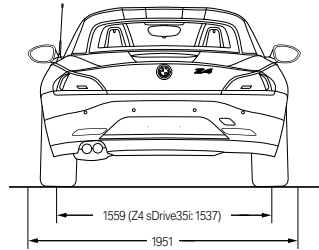
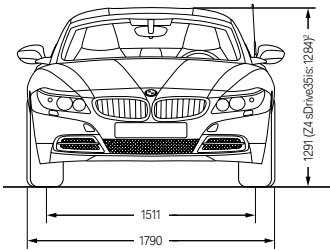
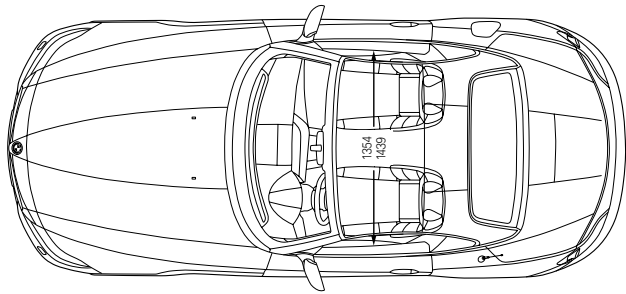
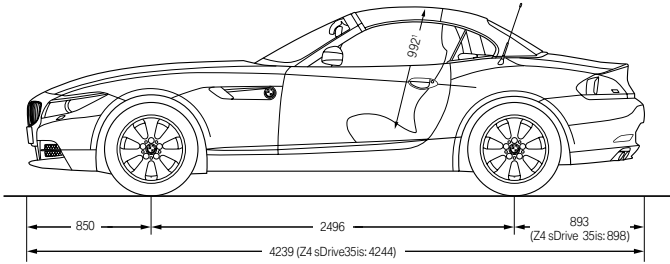
⁴ The BMW Z4 engines are designed to run on RON 95 fuel. They may be run on RON 91 fuel with a slight decrease in performance. Unleaded fuels of 91 RON and higher with a maximum ethanol percentage of 10% (E10) are permissible. Performance and consumption figures apply to RON 98 fuel.

⁵ Maximum torque with overboost function temporarily 500 Nm.

⁶ Electronically limited.

⁷ All BMW Z4 models comply with the EU5 emissions standard. Fuel consumption is determined according to the ECE combined driving cycle in which approx. one third of the distance covered is in urban traffic and two thirds are extra-urban driving. CO₂ emissions are measured in addition to fuel consumption.

Values in [] refer to vehicles with automatic transmission.



All dimensions in the technical drawings are given in millimetres. Luggage compartment capacity from 180 litres (hardtop open) to 310 litres (hardtop closed).

¹ Maximum headroom.
² Max. height while opening roof 1.800 mm.