



Sheer
Driving Pleasure



THE BMW 4 SERIES COUPÉ, CONVERTIBLE AND GRAN COUPÉ.

BMW EFFICIENT DYNAMICS.
LESS EMISSIONS. MORE DRIVING PLEASURE.



THE BMW 4 SERIES COUPÉ, CONVERTIBLE AND GRAN COUPÉ.

DIGITAL DISCOVERY: THE NEW BMW BROCHURES APP.



More information, more driving pleasure: The new BMW brochures app offers you a brand new digital and interactive BMW experience. Download the BMW brochures app for your smartphone or tablet now and explore new perspectives of your BMW.

INNOVATION AND TECHNOLOGY.



18 BMW EfficientDynamics



21 BMW ConnectedDrive



22 Suspension and safety

EQUIPMENT.



24 Models and Lines



30 BMW Individual




32 Additional equipment



40 Wheels and tyres



41 Original BMW Accessories



42 Technical data

FOUR MEANS MORE.

POWER





IDEAL LINES +

SLEEK SILHOUETTE || WIDE AIR INLETS FOR
OPTIMISED AERODYNAMICS AND SPORTING APPEAL ||
FULL-LED HEADLIGHTS¹ WITH HEXAGONAL DESIGN

¹ Available as optional equipment.





ALL CHASSIS VARIANTS DELIVER SPORTY HANDLING II
RETRACTABLE HARDTOP WITH EXCELLENT INSULATION II LONG, SCULPTED
BONNET FOR DYNAMIC LOOKS EVEN WHEN STANDING STILL

IRRESISTIBLE+



LIMITLESS+

SPORT LEATHER STEERING WHEEL WITH MULTIFUNCTION BUTTONS II
SEAMLESS CONNECTIVITY BETWEEN VEHICLE AND SMARTPHONE II WIFI HOTSPOT¹ II
PREPARATION FOR APPLE CAR PLAY^{®1} II PREMIUM INTERIOR WITH BOAT DECK CHARACTER

¹ Available as optional equipment.

Some ConnectedDrive Services may differ between countries.
Please consult your local BMW partner for more information.





REAR DESIGN LINES EMPHASISE VEHICLE WIDTH FOR A SPORTY,
LOW-SLUNG STANCE II DYNAMIC AND EFFICIENT BMW TWIN POWER TURBO ENGINES II
8-SPEED STEPTRONIC SPORT TRANSMISSION¹

SUPERIOR+

¹ Available as optional equipment.



TOP FORM+

ADAPTIVE M SUSPENSION¹ || VARIABLE SPORT STEERING¹ ||
TWO-PART FULL-LED TAILLIGHTS VISUALLY EMPHASISE THE CAR'S WIDTH ||
DOORS WITH FRAMELESS WINDOWS FOR ADDED ELEGANCE

¹ Available as optional equipment.





A LOT OF PLUS POINTS

ELEGANT SPORTING APPEAL, TAKEN TO THE MAXIMUM. THE BMW 4 SERIES – A MARRIAGE OF ATHLETICISM AND AESTHETICS. WITH A SLEEK, SPORTY SILHOUETTE, A MUSCULAR REAR AND A FOCUSED FRONT SECTION, IT PROVOKES DESIRE AND ADMIRATION. WITH ITS POWERFUL AND EFFICIENT BMW TWIN POWER TURBO ENGINES, IT NOT ONLY TAKES TOP SPOT, BUT EXTENDS ITS LEAD.

THE BMW 4 SERIES COUPÉ, CONVERTIBLE AND GRAN COUPÉ.

www.bmw.com/efficientdynamics

MORE POWER FROM LESS FUEL.

More power from three to 12 cylinders. Consume less, experience more – the **BMW TwinPower Turbo** engines offer the greatest possible dynamic performance with the greatest possible efficiency thanks to the newest injection systems, variable output control and sophisticated turbocharger technology. Whether diesel or petrol, and no matter how many cylinders, the engines from the BMW EfficientDynamics engine family allow markedly more agile power delivery and outstanding responsiveness even at low rpm, while being fuel-efficient and low in emissions.

MORE DRIVING PLEASURE, LESS EMISSIONS.

BMW EfficientDynamics is a technology package that includes not only the drive, but rather the whole vehicle concept and intelligent energy management. Provided as standard in every BMW, a variety of innovative technologies contribute to continuously improving efficiency. Via engine efficiency measures, electrification, lightweight construction methods and optimised aerodynamics, BMW has managed to reduce the CO₂ emissions of its fleet significantly.

MORE DYNAMICS, LESS WEIGHT.

Lower weight with intelligent lightweight construction. Special consideration for every last detail – intelligent lightweight construction means that the optimal material is found and implemented for each part of the vehicle. With extremely light high-tech materials such as aluminium and carbon fibre, **BMW EfficientLightweight** is pursuing the goal of minimising vehicle weight. That leads to even more dynamic performance, increased stability and heightened safety and comfort.



BRAKE ENERGY REGENERATION

Brake Energy Regeneration uses the energy that is created when the driver eases off the accelerator or brakes. Thus, the alternator is used efficiently, and kinetic energy that so far went unused can now be turned into electric energy to charge the battery. Fuel consumption is reduced and performance increases.

AERODYNAMICS

Every BMW boasts an excellent drag coefficient, thanks to aerodynamic optimisations that complement each other perfectly. This in turn has a positive effect on efficiency and fuel consumption. Examples include the flat undercarriage cover and aerodynamically optimised exterior mirrors.

AUTOMATIC START/STOP FUNCTION

The Automatic Start/Stop function switches off the engine when the vehicle comes to a temporary standstill (e.g. at traffic lights or in a traffic jam) to further reduce overall fuel consumption. When the driver presses down on the clutch (manual transmission) or takes their foot off the brake (Steptronic transmission), the engine automatically starts up again in a fraction of a second.

THE BMW 4 SERIES COUPÉ, CONVERTIBLE AND GRAN COUPÉ – DYNAMIC AND EFFICIENT.

BMW 418i Coupé // Gran Coupé

- BMW TwinPower Turbo 3-cylinder petrol engine with 100 kW (136 hp) and 220 Nm torque
- Acceleration 0–100 km/h: [9.2–9.6 s]
- Top speed: [210–212 km/h]
- Combined fuel consumption: –²
- CO₂ emissions: –²

BMW 420i Coupé // Gran Coupé // Convertible / BMW 420i xDrive Coupé // Gran Coupé

- BMW TwinPower Turbo 4-cylinder petrol engine with 135 kW (184 hp) and 290 [270] Nm torque (xDrive with 270 Nm torque)
- Acceleration 0–100 km/h: 7.3–7.5 s [7.5–8.4 s]
- Acceleration 0–100 km/h with xDrive: [7.8–8.1 s]
- Top speed: 236 km/h [230–236 km/h]
- Top speed with xDrive: [231 km/h]
- Combined fuel consumption: 7.3–7.9 [7.3–8.5]
- Combined fuel consumption with xDrive: [7.7–8.5]
- CO₂ emissions: 166–180 [166–193]
- CO₂ emissions with xDrive: [175–194]

BMW 430i Coupé // Gran Coupé // Convertible / BMW 430i xDrive Coupé // Gran Coupé // Convertible

- BMW TwinPower Turbo 4-cylinder petrol engine with 185 kW (252 hp) and 350 Nm torque
- Acceleration 0–100 km/h: [5.8–6.3 s]
- Acceleration 0–100 km/h with xDrive: [5.8–6.4 s]
- Top speed: [250 km/h¹]
- Top speed with xDrive: [250 km/h¹]
- Combined fuel consumption: [7.4–8.5]
- Combined fuel consumption with xDrive: [7.8–8.8]
- CO₂ emissions: [168–193]
- CO₂ emissions with xDrive: [177–201]

BMW 440i Coupé // Gran Coupé // Convertible / BMW 440i xDrive Coupé // Gran Coupé // Convertible

- BMW TwinPower Turbo 6-cylinder inline petrol engine with 240 kW (326 hp) and 450 Nm torque
- Acceleration 0–100 km/h: [5.0–5.4 s]
- Acceleration 0–100 km/h with xDrive: [4.9–5.4 s]
- Top speed: [250 km/h¹]
- Top speed with xDrive: [250 km/h¹]
- Combined fuel consumption: [8.2–9.1]
- Combined fuel consumption with xDrive: [8.4–9.3]
- CO₂ emissions: [185–205]
- CO₂ emissions with xDrive: [191–211]

BMW 418d Coupé // Gran Coupé

- BMW TwinPower Turbo 4-cylinder diesel engine with 110 kW (150 hp) and 320 Nm torque
- Acceleration 0–100 km/h: 9.1 s [9.0 s]
- Top speed: 213 km/h [213 km/h]
- Combined fuel consumption: –² [5.5–6.1]
- Combined CO₂ emissions: –² [145–159]

BMW 420d Coupé // Gran Coupé // Convertible / BMW 420d xDrive Coupé // Gran Coupé

- BMW TwinPower Turbo 4-cylinder diesel engine with 140 kW (190 hp) and 400 Nm torque
- Acceleration 0–100 km/h: 7.4–8.2 s [7.2–8.1 s]
- Acceleration with xDrive 0–100 km/h: [7.3–7.5 s]
- Top speed: 235–240 km/h [228–232 km/h]
- Top speed with xDrive: 236 km/h [230 km/h]
- Combined fuel consumption: –² [5.5–6.3]
- Combined fuel consumption with xDrive: –²
- CO₂ emissions: –² [145–165]
- CO₂ emissions with xDrive: –²

BMW 430d Coupé // Gran Coupé // Convertible / BMW 430d xDrive Coupé // Gran Coupé

- BMW TwinPower Turbo 6-cylinder diesel engine with 190 kW (258 hp) and 560 Nm torque
- Acceleration 0–100 km/h: [5.5–5.9 s]
- Acceleration 0–100 km/h with xDrive: [5.2–5.3 s]
- Top speed: [250 km/h¹]
- Top speed with xDrive: [250 km/h¹]
- Combined fuel consumption: [6.6–7.4]
- Combined fuel consumption with xDrive: [7.0–7.4]
- CO₂ emissions: [172–193]
- CO₂ emissions with xDrive: [184–194]

BMW 435d xDrive Coupé // Gran Coupé // Convertible

- BMW TwinPower Turbo 6-cylinder diesel engine with 230 kW (313 hp) and 630 Nm torque
- Acceleration 0–100 km/h: [4.7–5.2 s]
- Top speed: [250 km/h¹]
- Combined fuel consumption: [7.0–7.6]
- CO₂ emissions: [183–198]

¹ Electronically limited.

² This engine version is not available in all countries. Please contact your local BMW partner for more information.

Further information on fuel consumption and CO₂ emissions can be found in technical data and the price list.

The figures for performance, fuel consumption and CO₂ emissions refer to vehicles with standard transmission. Figures in [] are for vehicles with Steptronic transmission.

The data for fuel consumption, CO₂ emissions and energy consumption are determined in accordance with the measurements processes as defined by European Regulation (EU) 715/2007 in the applicable version. Data refer to a vehicle with base-level equipment in Germany, and the ranges account for differences according to the selected wheel and tyre size and the optional equipment. For these vehicles, values other than those specified here may apply for the assessment of taxes and other vehicle-related charges that are (also) based on CO₂ emissions. Version 01/18/2019

BMW Personal CoPilot

By your side, when you decide.

THE INNOVATIVE BMW ASSISTANCE SYSTEMS.

Enjoy the ultimate in comfort and safety with the BMW Personal CoPilot. Whether it's for driving or parking, you can rely on BMW Personal CoPilot driver assistance systems in every situation. The most cutting-edge systems, such as radar, ultrasound and cameras, dependably register the vehicle's surroundings, forming the basis for intelligent driver assistance systems. Either activated when desired, or as emergency assistance in the background – BMW Personal CoPilot assistance systems make every journey in your BMW even safer and more enjoyable.

CLOSER TO AUTONOMOUS DRIVING THAN EVER BEFORE.

Autonomous driving is not a utopia, it is the future: All over the world, BMW Personal CoPilot test vehicles are already driving completely independently without the driver's intervention and not only show impressively how mobility will change in the near future – they also offer an outlook on the next level of driving pleasure. Even today, BMW Personal CoPilot already offers a large number of intelligent semi-automated assistants that actively support and relieve the driver in almost every driving situation.

SIMPLY PARK IT.

Intelligent parking assistance systems from BMW Personal CoPilot are available so that you don't just look forward to every ride in your BMW, but also to parking. For example, the Parking assistant already displays suitable parking spaces as you drive past and, depending on the BMW model, runs the parking process either partially or completely independently. But here too, automation will continue to advance, so that in the future it will be possible for vehicles without drivers to search for a parking space and execute the parking process autonomously.

ACTIVE CRUISE CONTROL.

Active cruise control with Stop&Go function^{1,2} incl. Approach control warning with braking function maintains a speed preselected by the driver, as well as the distance to the vehicle ahead. The vehicle takes over accelerating and braking and keeps the predetermined distance to the car ahead even in slow-moving traffic and down to a stand-still in traffic jams.

DRIVING ASSISTANT.

Driving Assistant^{2,3} combines the Lane Departure Warning and Approach control warning systems. When travelling at speeds between 10 and 60 km/h, the Approach control and person warning with light city braking function issues a warning if there is a risk of collision with vehicles or pedestrians, and brakes the vehicle in the event of an emergency. At speeds above approx. 70 km/h, the Lane Departure Warning draws the driver's attention to an unintentional lane change by means of slight vibrations of the steering wheel.

PARK ASSIST.

The Parking Assistant^{2,4} makes parking parallel and perpendicular to the road easier. The system works by measuring even tight potential parallel parking spaces while driving past at a low speed. When a suitable space has been found, the Parking assistant takes over the steering, while the driver is responsible for selecting the correct gear, as well as pressing the accelerator and brakes.

IN THE BMW 4 SERIES COUPÉ, CONVERTIBLE AND GRAN COUPÉ.

The key visual for BMW Personal CoPilot shown here is an exemplary, artistic representation, which can deviate from the design and equipment of the BMW model described in this medium.

BMW ConnectedDrive

Connected to be free.

Innovation and Technology 20 | 21

CONNECTED FOR OVER 20 YEARS.

Focused on the future – from the very beginning. By the 1990s, BMW had already made headway in connected mobility. Another milestone of the digital future was surpassed in 2004: vehicles with built-in SIM cards. Then came the first online functionality, Google Services and innovative display systems such as the BMW Head-Up Display. Throughout this process, the desires of the customer have always taken centre stage. As the first premium automobile manufacturer, BMW makes it possible to book and pay for services flexibly via the BMW ConnectedDrive Store, in the vehicle or on a computer at home. And with the introduction of BMW Connected and the Open Mobility Cloud, BMW is taking the next steps into the future of mobility.

MORE THAN 20 SERVICES IN THE BMW CONNECTED DRIVE STORE.

ConnectedDrive Services open the gate to the digital world of BMW. Use vehicle apps such as news, weather, office or online search on the go and be well informed at all times. ConnectedDrive Services form the basis to order further digital services such as Concierge Services or Online Entertainment from the ConnectedDrive Store – always, everywhere, simply and flexibly.

IN TOUCH 24/7 WITH BMW CONNECTED.

Are the doors of my car really locked, when should I leave my office to arrive in time for dinner at the fancy Italian restaurant and how will I find my way there? As your personal mobility assistant, the BMW Connected App can easily help you with all these questions. It connects you directly with your car, giving you access before and during your trip to numerous functions, which make every drive simpler and more comfortable.

BMW CONNECTED.

Connect with your BMW. The BMW Connected^{2,7} app is your digital mobility assistant which takes care of your needs before and during your journey. Access your car using your smartphone, smartwatch, Amazon Echo or Google Assistant, send destinations to the navigation system or receive reminders for meetings to make sure you arrive there on time.

PREPARATION FOR APPLE CAR PLAY®.

Why go without the features of your iPhone in your BMW when you can continue operating it as usual? The preparation^{2,5,8,9} for Apple CarPlay® gives you remote access to telephony as well as apps like iMessage, WhatsApp, TuneIn, Spotify and Apple Music. You can also use the voice button on the steering wheel to access Siri, Apple's voice assistant.

TIME-TO-LEAVE NOTIFICATION.

Always arrive on time for your next appointment. The 'time to leave' notification on the BMW Connected⁷ app reminds you in advance when to set off, communicating with your smartphone or smartwatch. Real-time traffic information helps to calculate the optimal departure time to ensure that you reach your destination on time.⁶

IN THE BMW 4 SERIES COUPÉ, CONVERTIBLE AND GRAN COUPÉ.

¹ Only available in conjunction with Steptronic transmission.

² Available as optional equipment.

³ Function may be limited in darkness, fog or bright glare.

⁴ Only available in conjunction with Park Distance Control (PDC).

⁵ Apple CarPlay® compatibility and supported functions depend on the model year and the software installed on the iPhone®. When the Apple CarPlay® preparation is used, selected vehicle data is transferred to the phone. The mobile phone manufacturer is responsible for

further data processing.

⁶ Smartphone and smartwatch are not part of BMW Connected.

⁷ Only available in conjunction with ConnectedDrive Services.

⁸ Only available in conjunction with a navigation system.

⁹ The duration is three years.

Some ConnectedDrive Services may differ between countries. Please consult your local BMW partner for more information.

SUSPENSION AND SAFETY.

■ Standard equipment □ Optional equipment



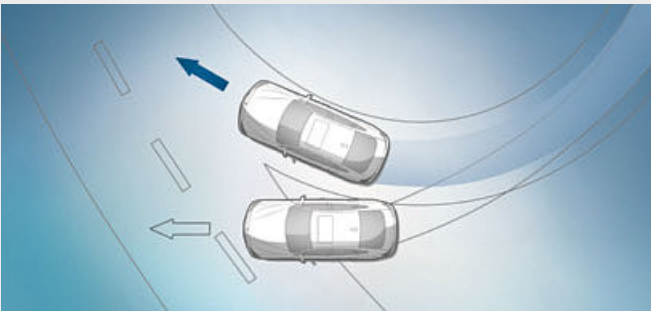
The optional **Variable steering**¹ with Servotronic creates a direct and agile steering response and ensures less physical effort is required to turn the wheel. It reacts to the angle of the steering wheel with varying steering ratios. This improves handling when driving more dynamically and reduces the effort needed to steer when parking and turning.

The automatic **8-speed Steptronic Sport transmission**¹ enables not only automatic gear selection but also manual shifting using the gear lever or gearshift paddles on the steering wheel. Anything is possible, from comfortable gliding to very dynamic driving with Launch Control activated if desired. In SPORT+ mode, the gear shifts are configured for maximum performance.


Driving Experience Control offers the driver the choice between the standard COMFORT mode, the more efficient ECO PRO mode, and the SPORT and SPORT+² modes, for an even more dynamic drive. ECO PRO mode adjusts the characteristics of the Steptronic transmission (if present) and the heating/air conditioning settings to make the drive as fuel-efficient as possible.

The **intelligent BMW xDrive all-wheel drive system** smoothly and variably distributes drive power to the front and rear wheels for maximum traction, driving dynamics and safety in every driving situation. For even better agility, the electronically controlled power distribution for instance counterbalances oversteer or understeer on bends.

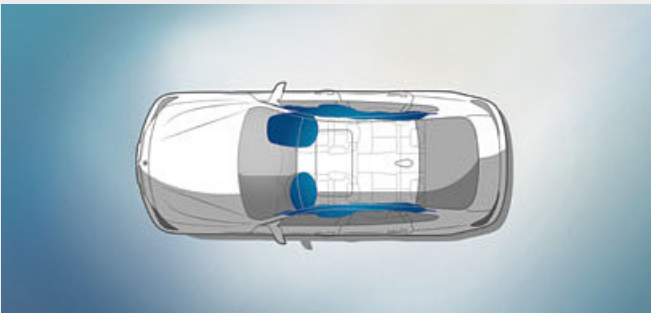
The **Adaptive M suspension**¹ can be electronically adjusted at any time to suit the road and driving conditions. The driver can also adjust the suspension characteristics via the Driving Experience Control to enable their preferred driving style at the time – from comfortable to extremely athletic with markedly agile handling.



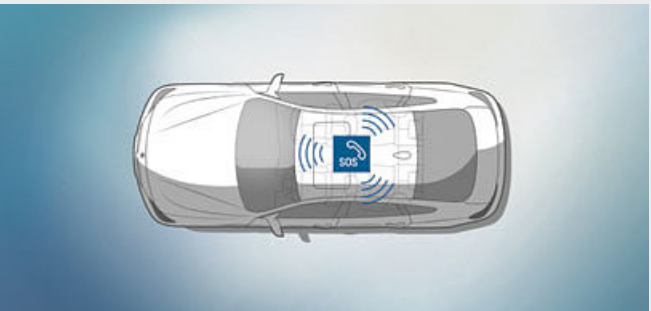
■ The **Dynamic Stability Control (DSC)** with extended functionality stabilises the vehicle as soon as any skidding motion is detected. Its extended functionality includes Cornering Brake Control (CBC), the hill-start and braking assistant, brake drying and braking readiness. For even more athletic driving, the Dynamic Traction Control (DTC) function allows increased wheel slip.



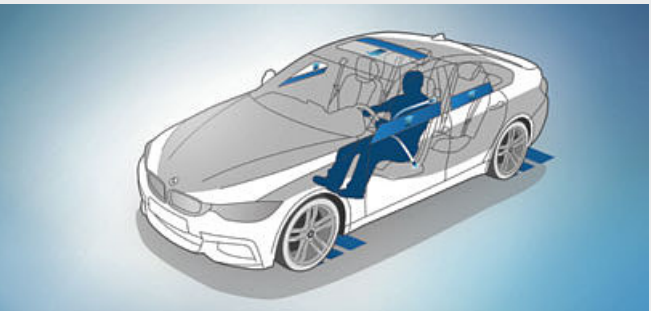
□ The **Adaptive LED headlights** adjust their light distribution according to speed and steering angle. They provide optimum illumination of the road ahead, improve visibility in the dark and feature a range of functions: highlighters, light rings, anti-dazzle function, BMW Selective Beam, fog lights, cornering lights, indicators, daytime running lights and Adaptive headlights.



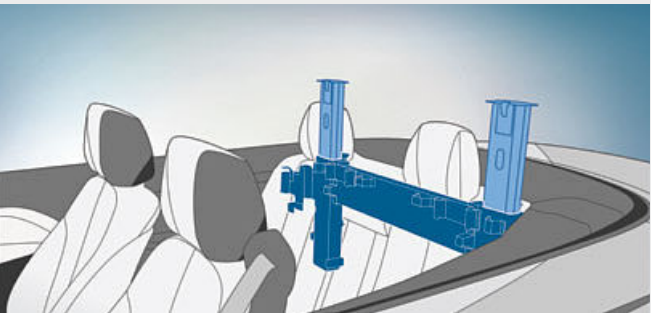
■ The **Airbags** for driver and front passenger, as well as the side airbags integrated into the front seat backrests, are integral elements of the well-interconnected safety components of each BMW and offer targeted protection in case of an accident.



□ If there is an accident, time is of the essence. **Intelligent Emergency Call**^{3,4} gets help and can even save lives in case of an emergency. It contacts specially trained call centre agents in native language who offer support to you and your passengers until the emergency services arrive. The first responders also receive important information directly.



□ **Active Protection** is the BMW ConnectedDrive preventive passenger protection system. Active Protection warns the driver if it detects signs of tiredness, safety belts are pretensioned in critical situations, electric seats are returned to upright positions⁵ and the windows and sliding roof are closed. After an accident occurs, the brakes are automatically applied until the car reaches a standstill.



■ The **Roll-over protection system**⁶ in the rear headrests combined with the roll-over bar integrated into the windscreen frame forms the “passenger compartment”. In case of accident the protective bars integrated into the headrests extend in fractions of a second to significantly improve head protection should the car roll over - guaranteeing a higher degree of safety.

¹ Available as optional equipment.
² Only in conjunction with Steptronic Sport transmission, Variable Sport Steering or Adaptive M suspension.
³ The duration is unlimited in time.
⁴ Only available in conjunction with additional equipment.

⁵ Automatic movement of the front passenger backrest into the upright position only with optional electric seat adjustment.
⁶ Only available for the Convertible.
The Standard and Optional equipment may differ between countries. Please consult your local BMW partner for more information.

Discover more with the new BMW catalogue app. Now available for your smartphone and tablet.

■ Standard equipment □ Optional equipment



■ The cockpit featuring the sport leather steering wheel with multifunction buttons, Radio BMW Professional with 6.5" display and single-zone automatic air conditioning.

- Selected base model equipment:**
- Door sill finishers in Black with „BMW“ designation
 - Seats with Move cloth upholstery
 - Interior trim finishers Satin Silver matt
 - 17" light alloy wheels V-spoke style 395 or
 - 17" light alloy wheels Star-spoke style 393
 - LED headlights
 - LED fog lights
 - LED taillights with 3D bars
 - Dynamic Stability Control (DSC) with extended functionality
 - Automatic Start/Stop function
 - Rain sensor



■ The seats with standard Move cloth upholstery in Anthracite.



■ 17" light alloy wheels Star-spoke style 393¹, 7.5J x 17 with 225/50 R17 tyres.



□ 18" light alloy wheels V-spoke style 398 with mixed tyres², front 8J x 18 with 225/45 R18 tyres, rear 8.5J x 18 with 255/40 R18 tyres.

¹ Standard for the 430i, 430i xDrive, 440i, 440i xDrive, 425d, 430d, 430d xDrive, 435d xDrive.
² Only available for 420i, 420i xDrive, 430i and 430i xDrive.
The Standard and Optional equipment may differ between countries. Please consult your local BMW partner for more information.

LUXURY LINE.

Discover more with the new BMW catalogue app. Now available for your smartphone and tablet.



■ The sport leather steering wheel with multifunction buttons affords excellent grip and enhances the sporting and elegant character of the cockpit.



■ The seats upholstered in Cognac Dakota leather with Brown highlights enhance the interior's premium appeal.



■ 18" light alloy wheels Multi-spoke style 416, 8J x 18 with 225/45 R18 tyres.



□ 19" light alloy wheels Multi-spoke style 708 with mixed tyres and run-flat properties in Ferric Grey, gloss-lathed, front 8J x 19 with 225/40 R19 tyres, rear 8.5J x 19 with 255/35 R19 tyres.

Luxury Line exterior equipment:

- BMW kidney grille with eleven exclusively designed vertical slats with front sides in Chrome high-gloss
- Front bumper with specific design elements in Chrome high-gloss
- 18" light alloy wheels Multi-spoke style 416; other wheels available
- Air Breather trim element in high-gloss Chrome, alternatively in body colour
- Side window surrounds and window recess finisher in Chrome high-gloss
- Rear bumper with specific design elements in Chrome high-gloss
- Tailpipe trim strip in Chrome high-gloss

Luxury Line interior equipment:

- Door sill finishers in aluminium with „BMW“ designation
- Seats in Leather ‚Dakota‘ Cognac with exclusive stitching, other upholsteries available
- Vehicle key with Pearl Chrome detailing
- Air conditioning and radio control unit with Pearl Chrome detailing
- Centre console trim in Black high-gloss with Pearl Chrome detailing
- Interior trim finishers in fine-wood trim ‚Fineline‘ Anthracite with highlight trim finishers Pearl Chrome, the highlight trim finishers extend to the doors and in the rear; other trims available
- Orange or White variable Ambient light
- B-pillar illumination

SPORT LINE.

Equipment 26 | 27

■ Standard equipment □ Optional equipment



■ The sport leather steering wheel with multifunction buttons affords excellent grip and enhances the sporting and elegant character of the cockpit.



□ The interior with sport seats and leather upholstery in Black Dakota leather with exclusive stitching in Red extends the contemporary dynamics of the exterior to the passenger compartment.



■ 18" light alloy wheels Double-spoke style 397 in Bicolour Orbit Grey, gloss-lathed, 8J x 18 with 225/45 R18 tyres.



□ 19" light alloy wheels Star-spoke style 407 Bicolour Orbit Grey, gloss-lathed, front 8J x 19 with 225/40 R19 tyres, rear 8.5J x 19 with 255/35 R19 tyres.

Sport Line exterior equipment:

- BMW kidney grille with nine exclusively designed vertical slats with front sides in Black high-gloss
- Front bumper with specific design elements in Black high-gloss
- 18" light alloy wheels Double-spoke style 397 Bicolour Orbit Grey; other wheels available
- Mirror caps in body colour, alternatively in Black high-gloss
- Air Breather trim element in Black high-gloss, alternatively in body colour
- Side window surrounds and window recess finisher in Black matt
- Rear bumper with specific design elements in Black high-gloss
- Tailpipe trim strip in Black, chrome-plated

Sport Line interior equipment:

- Door sill finishers in aluminium with „BMW“ designation
- Sport seats in cloth ‚Corner‘ Anthracite with Red or Grey highlights; other upholstery options available
- Sport leather steering wheel with red contrast stitching, alternatively available with black stitching
- Vehicle key with Red detailing
- Instrument cluster with speedometer and revolution counter with chronoscaling and red contrast ring
- Air conditioning and radio control unit with Chrome detailing
- Centre console trim in Black high-gloss
- Interior trim finishers in black high-gloss with highlight trim finishers Coral Red matt, the highlight trim finishers extend to the doors and in the rear; other trims available
- Driving Experience Control with additional SPORT+ mode
- Orange or White variable Ambient light

M SPORT PACKAGE.

Discover more with the new BMW catalogue app.
Now available for your smartphone and tablet.

powered by 

■ Standard equipment □ Optional equipment



□ The cockpit featuring the M leather steering wheel with multifunction buttons, Navigation system Professional with 8.8" display and two-zone automatic air conditioning.



□ The M seat belts¹ with belt tensioner and belt force limiter boast an exquisite woven highlight in the classic M colours.



■ The sport seats in Midnight Blue Dakota leather with Oyster dark highlights underscore the vehicle's powerful, athletic appearance.

M Sport package exterior equipment:

- M Aerodynamics package with front apron, side skirts and rear apron with pronounced diffuser insert in Dark Shadow metallic
- BMW kidney grille with nine exclusively designed vertical slats with front sides in Black high-gloss
- 18" M light alloy wheels Star-spoke style 400 M with mixed tyres; other wheels available
- M Sport suspension², alternatively Standard running gear or
- Adaptive M suspension
- M Sport brake
- BMW Individual high-gloss Shadow Line, or alternatively in satinised aluminium
- M logo on the sides
- Exterior mirror caps in body colour
- Air Breather trim element in high-gloss Black, alternatively in satinised aluminium or body colour
- Exclusive paintwork in Estoril Blue metallic; other paintworks available
- Tailpipe trim strip in Chrome high-gloss

M Sport package interior equipment:


- M door sill finishers, M driver footrest
- Sport seats for driver and front passenger in cloth/Alcantara combination „Hexagon“ Anthracite in exclusive M style; other upholsteries available
- M seat belts
- M Leather steering wheel with multifunction buttons
- Vehicle key with Blue detailing
- BMW Individual headliner anthracite³
- Instrument cluster with speedometer and revolution counter with chronoscaling and red contrast ring
- Air conditioning and radio control unit with Chrome detailing
- Centre console trim in Black high-gloss
- Interior trim finishers in Aluminium Hexagon with highlight trim finishers Blue matt or black high-gloss, the highlight trim finishers extend to the doors and in the rear; other trims available
- Shortened gear lever⁴ with M designation
- Driving Experience Control with additional SPORT+ mode
- Orange or White variable Ambient light



□ 19" M light alloy wheels Double-spoke style 704 M Bicolour Jet Black with mixed tyres, front 8J x 19 with 225/40 R19 tyres, rear 8.5J x 19 with 255/35 R19 tyres.



□ 19" M light alloy wheels Star-spoke style 403 M with mixed tyres in Bicolour Ferric Grey, gloss-lathed, front 8J x 19 with 225/40 R19 tyres, rear 8.5J x 19 with 255/35 R19 tyres.



■ When the front doors are opened, one's eyes are automatically drawn towards the M door sill finishers made of aluminium.

¹ Only available in combination with the M Sport package.
² Not available in conjunction with xDrive.
³ Only available for the Coupé and Gran Coupé.
⁴ Only in conjunction with manual transmission.

The Standard and Optional equipment may differ between countries. Please consult your local BMW partner for more information.



BMW Individual paint finish in Tanzanite Blue metallic 19" BMW Individual light alloy wheels V-spoke style 626 I.

BMW INDIVIDUAL.

The expression of personality.

The BMW Individual Collection offers a wide repertoire of exclusive equipment possibilities that allow you to realise your very own wishes for the BMW 4 Series Coupé. Each is distinguished by exquisite materials and workmanship of the highest quality. BMW Individual represents perfection down to the smallest detail.

The BMW Individual Tanzanite Blue II metallic paint finish contains an impressive range of intense blue hues. In conjunction with 19" BMW Individual light alloy wheels V-spoke style 626 I it emphasises the sporting and elegant character of the BMW 4 Series Coupé. In the interior, BMW Individual extended Merino leather upholstery in Golden Brown adds premium appeal. A special highlight: the stylish contrasts created by the Smokey White piping and seams. With their brilliant gloss, the interior trim finishers in BMW Individual piano finish Black complement this interior beautifully. The leather-covered instrument panel and details such as the leather steering wheel or the BMW Individual headliner in Anthracite round off this ensemble.

Requests for even greater distinctiveness and exclusivity, all the way to hand-crafted one-off pieces, can be fulfilled by BMW Individual Manufaktur.



EXPERIENCE BMW INDIVIDUAL INTERACTIVE.
WITH THE BMW INDIVIDUAL APP FOR iOS AND ANDROID.



BMW Individual interior trim in Piano finish Black and instrument panel finished in leather.¹

The BMW Individual extended leather trim Merino in Golden Brown, interior trim finishers in piano finish Black and other BMW Individual equipment features.

¹Top section and door upper-arm trim panels in Black Walknappa leather and bottom section in leather Merino matching the upholstery colour.

ADDITIONAL EQUIPMENT.

Discover more with the new BMW catalogue app. Now available for your smartphone and tablet.

■ Standard equipment □ Optional equipment



□ The Adaptive LED headlights adjust their light distribution according to speed and steering angle. They provide optimum illumination of the road ahead, improve visibility in the dark and feature a range of functions: highlighters, light rings, anti-dazzle function, BMW Selective Beam, fog lights, cornering lights, indicators, daytime running lights and Adaptive headlights.



□ The electrical glass roof¹ with slide and lift function including sun protection, anti-trap protection, comfort opening and closing via the vehicle key and one-touch function brings light into the interior and allows passengers to regulate the air flow rate according to their preference to create a pleasant interior climate. The integrated, automatically extending net wind deflector guarantees a high level of acoustic comfort.



■ The Rain sensor automatically switches on the windscreen wipers when required and adjusts the wiper frequency to the rainfall intensity. When the light conditions require, the integrated automatic headlight activation activates the low-beam headlight.



□ The M Sport brake² has four-piston fixed callipers at the front and two-piston floating callipers at the rear in dark blue and with M designation and features larger brake discs to ensure outstanding braking performance.



■ The rear lights with lighting elements in LED technology consist of individual high-performance LED lighting elements and have the characteristic, striking BMW L-shape, meaning that the vehicle is clearly recognisable as a BMW even in the dark.



□ The Comfort access system allows passengers to enter the car via the front doors and open the tailgate without having to actively use the key. The key just has to be on the user's person. To unlock the vehicle, just touch the door handles or tailgate button. The tailgate can also be opened and closed without being touched via a quick wave of the foot under the bumper.³



□ The exterior trim in satinised aluminium emphasises the vehicle's distinctive nature. It includes a range of exterior features such as side window surrounds and window recess finishers as well as Air Breather trim elements in satinised aluminium. In appealing contrast to this, the mirror bases, mirror triangles and window guides as well as the trims on the B and C pillars are all finished in an athletic Black matt.



□ The Wind deflector⁴ provides the driver and front passenger with effective protection from draughts at neck and shoulder-height, even when travelling at high speeds. When it is not needed, the collapsible sides can simply be folded together for easy and compact storage.



□ The Air collar⁴ ensures comfort when driving, by pleasantly providing warmth for the head and shoulders. When the roof is open, the warming system integrated into the front seats is automatically regulated based on the speed and outside temperature. Three different temperature levels can also be personally selected.

¹ Only available for the Coupé and Gran Coupé.

² Only available in conjunction with additional equipment.

³ Contactless opening only available for the Coupé and Gran Coupé.

⁴ Contactless closing only available for the Gran Coupé.

⁴ Only available for the Convertible.

ADDITIONAL EQUIPMENT.

Discover more with the new BMW catalogue app. Now available for your smartphone and tablet.

■ Standard equipment □ Optional equipment



□ The outstanding Harman Kardon surround sound system features a 600 watt digital amplifier, 9 channels and 16 loudspeakers¹ with chrome detailing. Its sophisticated sound perfectly fills the interior space. Vehicle-specific, speed-dependent equalising precisely compensates for any background driving noise.



□ The Lights package creates an atmospheric ambience in the interior. It includes a variety of additional LED lights: front and rear reading lights², vanity mirror lights for driver and front passenger, front footwell lights, Ambient light in the front and rear, and in the centre console, as well as exit lights in the doors and vicinity illumination in the exterior door handles.



□ The Sport seats for driver and front passenger provide optimum lateral support with their raised side bolsters and manually adjustable thigh support. The fore-and-aft position and seat angle can be manually adjusted, while the backrest width can be adjusted electrically.



■ The Through-loading system² includes rear seat backrests that can be divided in a 40:20:40 ratio for the greatest possible flexibility. For example, two passengers can be seated comfortably in the rear, while long objects such as ski and snowboard bags can be transported at the same time. The two cupholders in the centre armrest are very practical.



□ The Multifunctional instrument display³ with Black Panel technology and a screen diagonal of 8.8" provides a highly impressive visualisation of the driving experience. Three different modes and their specific displays – each of which have their own colour scheme and graphic style – can be displayed in the instrument cluster: ECO PRO, COMFORT and SPORT.



□ The full-colour BMW Head-Up Display⁴ projects information relevant to the journey directly into the driver's field of vision.



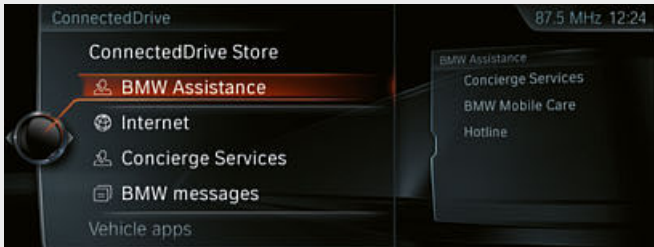
□ Active cruise control with Stop&Go function⁵ maintains a preselected speed, as well as the distance to the driver ahead.




□ The Navigation system Professional, including hands-free facility, USB interface, 8.8" LCD colour display and Radio BMW Professional with a DVD player, comes with a three-dimensional map display and 20 GB of memory. The system is operated intuitively via the iDrive Touch Controller. Map updates are available for three years without license fees.⁶



□ Telephony with wireless charging includes a wireless charging⁹ dock and additional USB ports. A roof aerial connection improves mobile reception. Two mobile telephones and an audio player can be connected simultaneously via Bluetooth. Also included are: Bluetooth Office and the technical capacity for a WiFi hotspot.¹⁰



□ Will it be sunny tomorrow in Rome? When is my flight and where is the best restaurant in the city? Concierge Services⁷ are there to help when you are travelling and can support you with any request at the touch of a button – individual, personal and fast. Wherever you are, whatever you need.



□ The Parking Assistant⁷ makes parking parallel and perpendicular to the road easier. The system works by measuring even tight potential parallel parking spaces while driving past at a low speed. When a suitable space has been found, the Parking assistant takes over the steering, while the driver is responsible for selecting the correct gear, as well as pressing the accelerator and brakes.



□ Thanks to its tightly spaced gear ratios and fast engine speed transitions, the 8-speed Steptronic transmission ensures greater driving comfort, smoother gearshifts and low fuel consumption.



□ BMW Individual steering wheel finely structured in Sport leather steering wheel design with higher quality leather and thicker wheel rim.



□ The Automatic air conditioning with two-zone control and automatic temperature control features separate controls for the driver and front passenger. It also includes Automatic Air Recirculation (AAR), a micro active carbon filter, a fog and solar sensor, as well as rear air vents.

¹ Convertible with 515-watt digital amplifier, 9 channels and 12 loudspeakers.
² Only available for the Coupé and Gran Coupé.
³ Only available in conjunction with the Navigation system Professional.
⁴ The contents shown by the Head-Up Display depend on equipment installed. The visuals in the Head-Up Display are not fully visible when wearing polarised sunglasses.

⁵ Only available in conjunction with Steptronic transmission.
⁶ Requires the optional BMW ConnectedDrive Services.
⁷ Only available in conjunction with Park Distance Control (PDC).
⁸ As part of BMW ConnectedDrive, in selected European countries, the system automatically updates maps for three years up to four times per year without incurring licensing fees.

⁹ Inductive charging for Qi-compatible mobile phones is possible. Special charging cases are available from Original BMW Accessories for selected smartphones that do not support Qi inductive charging.
¹⁰ The internet connection for the SIM card with 4G/LTE mobile communication incurs costs that are calculated separately by the mobile phone service provider.

Some ConnectedDrive Services may differ between countries. Please consult your local BMW partner for more information. The Standard and Optional equipment may differ between countries. Please consult your local BMW partner for more information.

EXTERIOR COLOURS.

Discover more with the new BMW catalogue app. Now available for your smartphone and tablet.

■ Standard equipment □ Optional equipment


M SPORT PACKAGE




■ **Non-metallic** 668 Black



□ **Non-metallic** 300 Alpine White¹



□ **Metallic** 475 Black Sapphire²




□ **Metallic** 416 Carbon Black^{2,5}



□ **Metallic** A75 Melbourne Red^{2,3,4}



□ **Metallic** A83 Glacier Silver



□ **Metallic** A89 Imperial Blue brilliant effect⁵



□ **Metallic** B45 Estoril Blue²



□ **Metallic** A96 Mineral White



□ **Metallic** B39 Mineral Grey²



□ **Metallic** C10 Mediterranean Blue⁴




□ **Metallic** C1G Snapper Rocks Blue²



□ **Metallic** C1X Sunset Orange^{2,6}

BMW INDIVIDUAL




□ **BMW Individual** C3Z Tanzanite Blue II metallic²



□ **BMW Individual** 490 Brilliant White metallic^{2,4}



□ **BMW Individual** 490 Frozen Brilliant White metallic⁵




□ **BMW Individual** X02 Citrine Black metallic²



□ **BMW Individual** 490 Frozen Cashmere Silver metallic⁵



□ **BMW Individual** special paintwork Frozen Dark Grey metallic^{2,5}



□ **BMW Individual** X08 Champagne Quartz metallic²



□ **BMW Individual** X11 Frozen Bronze metallic^{2,5}



□ **BMW Individual** X12 Smoky Topaz metallic^{2,4}



□ **BMW Individual** X1C Aventurine Red II metallic^{2,5}

[Colours] The colours printed above are intended to provide you with a first impression of paints and materials available for your BMW. Experience has shown, however, that printed images of paint, upholstery and interior trim colours cannot faithfully reproduce

the actual appearance of the originals. We recommend therefore that you consult your BMW partner who will be able to show you original samples and assist with special requests.







































¹ Available as standard for the M Sport package.
² Optionally available for the M Sport package.
³ Not available for Luxury Line and Sport Line.
⁴ Only available for the Coupé and Convertible.
⁵ Only available for the Gran Coupé.
⁶ Only available for the Convertible.

The Standard and Optional equipment may differ between countries. Please consult your local BMW partner for more information.

INTERIOR COLOURS.

Discover more with the new BMW catalogue app. Now available for your smartphone and tablet.

■ Standard equipment □ Optional equipment

CLOTH	Available with		LEATHER	Available with		INTERIOR TRIMS	Available with		BMW INDIVIDUAL UPHOLSTERY COLOURS	Available with	
	■ Basic	Move cloth BDAT Anthracite ¹		■ Luxury Line □ Sport Line □ M Sport package	Dakota leather LCL8 Black with Oyster dark highlights ³		■ Basic	4CG Satin Silver matt		□ Basic □ Luxury Line □ Sport Line □ M Sport package	BMW Individual leather Merino finely structured ZAOW Opal White ⁴
	■ Basic ■ Sport Line ■ M Sport package	Corner cloth CCL1 Anthracite with Grey highlights ²		□ Sport Line □ M Sport package	Dakota leather LCRY Cognac with Brown highlights ³		■ Luxury Line	4LV Black high-gloss with Coral Red matt highlights		□ Basic □ Luxury Line □ Sport Line □ M Sport package	BMW Individual leather Merino finely structured ZAKS Kaschmirbeige ⁴
	■ Sport Line	Corner cloth CCL2 Anthracite with Red highlights ²		■ Luxury Line □ Sport Line □ M Sport package	Dakota leather LCTX Midnight Blue with Oyster dark highlights ³		□ Basic ■ Luxury Line ■ Sport Line	4LU Black high-gloss with Pearl Chrome highlights		□ Basic □ Luxury Line □ Sport Line □ M Sport package	BMW Individual fine-grain Merino leather ZAG8 Golden Brown ⁴
				■ Luxury Line □ Sport Line □ M Sport package	Dakota leather LCFL Veneto Beige with Oyster dark highlights ³		□ Basic ■ Luxury Line □ Sport Line ■ M Sport package	4FT Aluminium finely brushed lengthwise with Black high-gloss highlights		□ Basic □ Luxury Line □ Sport Line □ M Sport package	BMW Individual extended leather trim Merino ZAML Nutmeg ⁴
LEATHER	Available with			□ Basic ■ Luxury Line □ Sport Line □ M Sport package	Dakota leather LCSW Black ³		■ Luxury Line	Dakota leather LCRZ Cognac with Brown highlights, interior colour Black/Cognac ³		□ Basic □ Luxury Line □ Sport Line □ M Sport package	BMW Individual extended leather trim Merino ZASW Black ⁴
	□ Luxury Line □ Sport Line □ M Sport package	Dakota leather LCMY Mocha, interior colour Black ³		□ M Sport package	Dakota leather LCNL Black with contrast stitching in Blue ³		■ M Sport package	4WG Aluminium Hexagon with Black high-gloss highlights			
	□ Basic ■ Luxury Line □ Sport Line	Dakota leather LCDF Veneto Beige, Veneto Beige interior colour ³					□ Basic ■ Luxury Line □ Sport Line □ M Sport package	4FW Fine-wood trim Burled Walnut with Pearl Chrome highlights		□ Basic □ Luxury Line □ Sport Line □ M Sport package	BMW Individual interior trim XEX Fine-wood trim Ash Grain White, Pearl-Gloss Chrome accent line
	□ Basic ■ Luxury Line □ Sport Line □ M Sport package	Dakota leather LCV1 Veneto Beige, interior colour Black ³					□ Basic ■ Luxury Line □ Sport Line □ M Sport package	4FU Fine-wood trim Finition Anthracite, Pearl Chrome finisher		□ Basic □ Luxury Line □ Sport Line □ M Sport package	BMW Individual interior trim XE5 Fine-wood trim Plane Auburn dark, Pearl-Gloss Chrome accent line
	□ Basic ■ Luxury Line □ Sport Line □ M Sport package	Dakota leather LCFH Ivory White with Oyster dark highlights ³					□ Basic ■ Luxury Line □ Sport Line ■ M Sport package	4MN Aluminium Carbon dark interior trim with Pearl-Gloss Chrome accent line		□ Basic □ Luxury Line □ Sport Line □ M Sportpaket	BMW Individual interior trim XE7 Piano finish Black, Pearl-Gloss Chrome accent line
	□ Sport Line	Dakota leather LCL3 Black with Red highlights ³					□ Luxury Line □ Sport Line □ M Sport package	4GA Fine-wood trim Ash Grain with metal inlay and Pearl Chrome highlights			
	□ Sport Line □ M Sport package	Dakota leather LCL5 Coral Red with black highlights ³					□ M Sport package	4MC Carbon Fibre, highlight trim finisher Pearl Chrome		□ Basic □ Luxury Line □ Sport Line ■ M Sport package	BMW Individual headliner 775 Anthracite ²
	■ Luxury Line □ Sport Line □ M Sport package	Dakota leather LCFJ Veneto Beige with Oyster dark highlights, lower part of the instrument panel in Veneto Beige ³									
			INTERIOR COLOURS	Available with							
				Basic Luxury Line Sport Line M Sport package	Black						
				Basic Luxury Line Sport Line M Sport package	Veneto Beige						

Please note that even normal long- or short-term use can lead to unrecoverable upholstery damage. This can be caused in particular by non-colourfast clothing.

Please note that the interior colour depends on the selected upholstery colour.

¹ Only available in conjunction with standard seats.
² Only available for the Coupé and Gran Coupé.
³ Standard for the Convertible with Luxury Line, Sport Line or M Sport package.
⁴ BMW Individual extended leather trim Merino with contrast stitching and piping includes front and rear seats, headrests, door panel inserts, door and centre console armrests. Elements in contrasting colour: piping on the front and rear seats as well as the headrests.

The Standard and Optional equipment may differ between countries. Please consult your local BMW partner for more information.

WHEELS AND TYRES.

Discover even more with the new BMW Brochures app. Available now, for your smartphone and tablet.



□ 18" M light alloy wheels Double-spoke style 441 M in Ferric Grey metallic with mixed tyres¹, front 8J x 18 with 225/45 R18 tyres, rear 8.5J x 18 with 255/40 R18 tyres.



□ 18" M light alloy wheels Star-spoke style 400 M with mixed tyres¹, front 8J x 18 with 225/45 R18 tyres, rear 8.5J x 18 with 255/40 R18 tyres.



■ 17" light alloy wheels Star-spoke style 393², 7.5J x 17 with 225/50 R17 tyres.



□ 19" M light alloy wheels Double-spoke style 704 M Bicolour Jet Black with mixed tyres, front 8J x 19 with 225/40 R19 tyres, rear 8.5J x 19 with 255/35 R19 tyres.



□ 18" light alloy wheels turbine styling 415, 8J x 18 with 225/45 R18 tyres.



□ 19" light alloy wheels V-spoke style 626 I with mixed tyres, front 8J x 19 with 225/40 R19 tyres, rear 8.5J x 19 with 255/35 R19 tyres.

¹ Only available in conjunction with the M Sport package.
² Only available for the 430i (xDrive), 440i (xDrive), 425d, 430d (xDrive), 435d (xDrive).
The Standard and Optional equipment may differ between countries. Please consult your local BMW partner for more information.

ORIGINAL BMW ACCESSORIES.

■ Standard equipment □ Optional equipment ○ Accessories



○ The Pro 2.0 rear bike rack is lightweight yet sturdy and can carry up to 60 kg. Exceptionally easy to use, it carries two bikes or e-bikes (can be extended to accommodate three bikes). Its tilt function allows easy access to the luggage compartment at all times.



○ Forged 20" M Performance light alloy wheels Double-spoke style 405 M in Bicolour Orbit Grey, gloss-lathed on the visible side. TPMS complete wheel set with mixed runflat tyres.



○ 20" light alloy wheels Double-spoke style 624 M in Bicolour Black, gloss-lathed on the visible side. Complete wheel set with run-flat mixed tyres, wheel size 8J x 20 front and 8.5J x 20 rear.



○ Tailored protection against moisture and dirt in all footwells. The black design perfectly complements the interior.



○ Key pouch made from quality leather to protect from soiling and inadvertent pressing of buttons. In black and red, to complement the vehicle key.



○ The Head-Up Screen places vehicle and navigation information in the driver's field of vision – and provides a smartphone interface.



○ Fitted luggage compartment mat in black with beige detailing and raised edge to protect the luggage compartment from dirt and spills.

Discover the wide range of innovative solutions available for the exterior and interior, communication and information, and for transportation and the luggage compartment. Your BMW Partner is on hand to advise you on the whole range of Original BMW Accessories and can also provide you with a special accessories catalogue. For further information, please visit www.bmw.com

TECHNICAL DATA.	BMW 4 SERIES COUPÉ							BMW 4 SERIES CONVERTIBLE				BMW 4 SERIES GRAN COUPÉ									
	418i	420i	420i xDrive	430i	440i	440i xDrive	420d	420d xDrive	430d	430d xDrive	435d xDrive	420i	430i	430i xDrive	440i	440i xDrive	420d	420d xDrive	430d	430d xDrive	435d xDrive

Weight/volume																						
Unladen weight EU¹	kg	[1530]	1550 [1570]	[1585]	[1635]	1600 [1615]	[1695]	–	[1790]	[1810]	[1845]	1825 [1840]	[1905]	–	[1590]	1600 [1615]	[1615]	[1695]	1615 [1640]	1640 [1665]	[1735]	–
Unladen weight EU¹ xDrive	kg	–	[1645]	[1650]	[1700]	1665 [1685]	[1755]	[1770]	–	[1880]	[1925]	–	–	[1980]	–	[1690]	[1695]	[1760]	–	[1735]	[1805]	[1825]
Max. permissible weight	kg	[1970]	1995 [2015]	[2030]	[2075]	2040 [2065]	[2105]	–	[2185]	[2195]	[2230]	2215 [2230]	[2275]	–	[2070]	2080 [2100]	[2115]	[2175]	2095 [2120]	2130 [2140]	[2215]	–
Max. permissible weight (xDrive)	kg	–	[2090]	[2095]	[2145]	2105 [2125]	[2180]	[2190]	–	[2255]	[2300]	–	–	[2350]	–	[2175]	[2175]	[2245]	–	[2220]	[2255]	[2275]
Permitted load	kg	[515]	520 [520]	[520]	[515]	515 [525]	[485]	–	[470]	[460]	[460]	465 [465]	[445]	–	[555]	555 [560]	[575]	[555]	555 [555]	565 [550]	[555]	–
Permitted load (xDrive)	kg	–	[520]	[520]	[520]	515 [515]	[500]	[495]	–	[450]	[450]	–	–	[445]	–	[560]	[555]	[560]	–	[560]	[525]	[525]
Permitted trailer load, unbraked²	kg	[695]	695 [695]	[745]	[750]	745 [745]	[750]	–	[695]	[745]	[750]	745 [745]	[750]	–	[695]	695 [695]	[745]	[750]	745 [745]	745 [745]	[750]	–
Permitted trailer load, unbraked (xDrive)²	kg	–	[750]	[750]	[750]	750 [750]	[750]	[750]	–	[750]	[750]	–	–	[750]	–	[750]	[750]	[750]	–	[750]	[750]	[750]
Permitted trailer load, braked, max. 12% gradient/8% gradient²	kg	[1300/1500]	1400/1600 [1500/1600]	[1600/1700]	[1700/1800]	1600/1800 [1600/1800]	[1800/1800]	–	[1500/1600]	[1600/1700]	[1700/1800]	1600/1800 [1600/1800]	[1800/1800]	–	[1300/1500]	1400/1600 [1500/1600]	[1600/1700]	[1700/1800]	1600/1700 [1600/1700]	1600/1800 [1600/1800]	[1800/1800]	–
Permitted trailer load, braked, max. 12% gradient/ 8% gradient (xDrive)²	kg	–	[1700/1800]	[1700/1800]	[1800/1800]	1600/1800 [1600/1800]	[1800/1800]	[1800/1800]	–	[1700/1800]	[1800/1800]	–	–	[1800/1800]	–	[1700/1800]	[1700/1800]	[1800/1800]	–	[1600/1800]	[1800/1800]	[1800/1800]
Luggage capacity	l	445	445	445	445	445	445	445	220 – 370	220 – 370	220 – 370	220 – 370	220 – 370	220 – 370	480 – 1300	480 – 1300	480 – 1300	480 – 1300	480 – 1300	480 – 1300	480 – 1300	480 – 1300
Tank cap.	l	60	60	60	60	57	57	57	60	60	60	57	57	57	60	60	60	60	57	57	57	57

Engine ⁴																						
Cylinders/ valves		3/4	4/4	4/4	6/4	4/4	6/4	6/4	4/4	4/4	6/4	4/4	6/4	6/4	3/4	4/4	4/4	6/4	4/4	4/4	6/4	6/4
Capacity	cm³	1499	1998	1998	2998	1995	2993	2993	1998	1998	2998	1995	2993	2993	1499	1998	1998	2998	1995	1995	2993	2993
Max. output/ engine speed	kW (hp)/ rpm	100 (136)/ 4400– 6000	135 (184)/ 5000– 6500	185 (252)/ 5200– 6500	240 (326)/ 5500– 6500	140 (190)/ 4000	190 (258)/ 4000	230 (313)/ 4400	135 (184)/ 5000– 6500	185 (252)/ 5200– 6500	240 (326)/ 5500– 6500	140 (190)/ 4000	190 (258)/ 4000	230 (313)/ 4400	100 (136)/ 4400– 6000	135 (184)/ 5000– 6500	185 (252)/ 5200– 6500	240 (326)/ 5500– 6500	110 (150)/ 4000	140 (190)/ 4000	230 (258)/ 4000	230 (313)/ 4400
Max. torque/ engine speed	Nm/ rpm	220/ 1350– 4300	290 ^{7,8/} / 1350– 4250	350/ 1450– 4800	450/ 1500– 5000	400/ 1750– 2500	560/ 1500– 3000	630/ 1500– 2500	270/ 1350– 4600	350/ 1450– 4800	450/ 1500– 5000	400/ 1750– 2500	560/ 1500– 3000	630/ 1500– 2500	220/ 1350– 4300	290 ^{7,8/} / 1350– 4250	350/ 1450– 4800	450/ 1500– 5000	320/ 1500– 3000	400/ 1750– 2500	560/ 1500– 3000	630/ 1500– 2500

Power delivery																					
Drive configuration	Rear-wheel	Rear-/All-wheel	Rear-/All-wheel	Rear-/All-wheel	Rear-/All-wheel	Rear-/All-wheel	All-wheel	Rear-wheel	Rear-/All-wheel	Rear-/All-wheel	Rear-wheel	Rear-wheel	All-wheel	Rear-wheel	Rear-/All-wheel	Rear-/All-wheel	Rear-/All-wheel	Rear-wheel	Rear-/All-wheel	Rear-/All-wheel	All-wheel
Standard transmission	8-speed Step-tronic	6-speed manual	8-speed Step-tronic	8-speed Step-tronic	6-speed manual	8-speed Step-tronic	–	8-speed Step-tronic	8-speed Step-tronic	8-speed Step-tronic	6-speed manual	8-speed Step-tronic	–	8-speed Step-tronic	6-speed manual	8-speed Step-tronic	8-speed Step-tronic	6-speed manual	6-speed manual	8-speed Step-tronic	–
Standard transmission (xDrive)	–	8-speed Step-tronic	8-speed Step-tronic	8-speed Step-tronic	8-speed Step-tronic	8-speed Step-tronic	8-speed Step-tronic	–	8-speed Step-tronic	8-speed Step-tronic	–	–	8-speed Step-tronic	–	8-speed Step-tronic	8-speed Step-tronic	8-speed Step-tronic	–	8-speed Step-tronic	8-speed Step-tronic	8-speed Step-tronic

Performance																						
Top speed	km/h	[212]	236 [236]	[250] ⁵	[250] ⁵	240 [232]	[250] ⁵	–	[230]	[250] ⁵	[250] ⁵	235 [228]	[250] ⁵	–	[210]	236 [236]	[250] ⁵	[250] ⁵	213 [213]	240 [231]	[250] ⁵	–
Top speed (xDrive)	km/h	–	[231]	[250] ⁵	[250] ⁵	236 [230]	[250] ⁵	[250] ⁵	–	[250] ⁵	[250] ⁵	–	–	[250] ⁵	–	[231]	[250] ⁵	[250] ⁵	–	[230]	[250] ⁵	[250] ⁵
Accel. 0–100 km/h	s	[9.2]	7.3 [7.5]	[5.8]	[5.0]	7.4 [7.2]	[5.5]	–	[8.4]	[6.3]	[5.4]	8.2 [8.1]	[5.9]	–	[9.6]	7.5 [7.7]	[5.9]	[5.1]	9.1 [9.0]	7.6 [7.4]	[5.6]	–
Accel. xDrive 0–100 km/h	s	–	[7.8]	[5.8]	[4.9]	7.5 [7.3]	[5.2]	[4.7]	–	[6.4]	[5.4]	–	–	[5.2]	–	[8.1]	[5.9]	[5.0]	–	[7.5]	[5.3]	[4.8]

BMW 4 SERIES COUPÉ	418i	420i xDrive	430i xDrive	440i xDrive	420d xDrive	430d xDrive	435d xDrive	
--------------------	------	-------------	-------------	-------------	-------------	-------------	-------------	--

Consumption ^{3, 4, 6} – All engines conform to the EU6 standard / Wheels								
Combined	l/100 km	– ⁹	7.3–7.8 [7.3–8.0]	[7.4–8.1]	[8.2–8.7]	– ⁹ [5.5–6.0]	[6.6–7.1]	–
Combined (xDrive)	l/100 km	–	[7.7–8.4]	[7.8–8.4]	[8.4–8.9]	– ⁹	[7.0–7.4]	[7.1–7.4]
Exhaust emissions standard (type-certified)		[EU6d-temp]	EU6d-temp [EU6d-temp]	[EU6d-temp]	[EU6d-temp]	EU6d-temp [EU6d-temp]	[EU6d-temp]	[EU6d-temp]
CO ₂ emissions, combined	g/km	– ⁹	166–178 [166–183]	[168–183]	[185–196]	– ⁹ [145–158]	[172–186]	–
CO ₂ emissions, combined, xDrive	g/km	–	[175–191]	[177–192]	[191–202]	– ⁹	[184–194]	[185–193]
Tyre size/wheel Size		225/50 R 17 94 W/7.5 J x 17	225/50 R 17 94 W/7.5 J x 17	225/50 R 17 94 W/7.5 J x 17	225/50 R 17 94 W/7.5 J x 17	225/50 R 17 94 W/7.5 J x 17	225/50 R 17 94 W/7.5 J x 17	225/50 R 17 94 W/7.5 J x 17

BMW 4 SERIES CONVERTIBLE	420i	430i xDrive	440i xDrive	420d	430d	435d xDrive		
--------------------------	------	-------------	-------------	------	------	-------------	--	--

Consumption ^{3, 4, 6} – All engines conform to the EU6 standard / Wheels								
Combined	l/100 km	[7.8–8.5]	[7.9–8.5]	[8.6–9.1]	^{–9} [5.8–6.3]	[6.9–7.4]	–	
Combined (xDrive)	l/100 km	–	[8.3–8.8]	[8.9–9.3]	–	–	[7.3–7.6]	
Exhaust emissions standard (type-certified)		[EU6d-temp]	[EU6d-temp]	[EU6d-temp]	EU6d-temp [EU6d-temp]	[EU6d-temp]	[EU6d-temp]	
CO ₂ emissions, combined	g/km	[179–193]	[180–193]	[194–205]	^{–9} [153–165]	[180–193]	–	
CO ₂ emissions, combined, xDrive	g/km		[188–201]	[201–211]	–	–	[190–198]	
Tyre size/wheel Size		225/50 R 17 94 W W/7.5 J x 17	225/50 R 17 98 W XL/7.5 J x 17	225/50 R 17 98 W XL/7.5 J x 17	225/50 R 17 94 W W/7.5 J x 17	225/50 R 17 98 W XL/7.5 J x 17	225/50 R 17 98 W XL/7.5 J x 17	

BMW 4 SERIES GRAN COUPÉ	418i	420i xDrive	430i xDrive	440i xDrive	418d	420d xDrive	430d xDrive	435d xDrive
-------------------------	------	-------------	-------------	-------------	------	-------------	-------------	-------------

Consumption ^{3, 4, 6} – All engines conform to the EU6 standard / Wheels									
Combined	l/100 km	– ⁹	7.4–7.9 [7.4–8.1]	[7.5–8.1]	[8.2–8.8]	– ⁹ [5.5–6.1]	– ⁹ [5.6–6.1]	[6.6–7.1]	–
Combined (xDrive)	l/100 km	–	[7.8–8.5]	[7.9–8.5]	[8.5–9.0]	–	– ⁹	[7.0–7.4]	[7.0–7.4]
Exhaust emissions standard (type-certified)		[EU6d-temp]	EU6d-temp [EU6d-temp]	[EU6d-temp]	[EU6d-temp]	EU6d-temp [EU6d-temp]	EU6d-temp [EU6d-temp]	[EU6d-temp]	[EU6d-temp]
CO ₂ emissions, combined	g/km	– ⁹	168–180 [169–184]	[169–184]	[185–199]	– ⁹ [145–159]	[147–159]	[172–185]	–
CO ₂ emissions, combined, xDrive	g/km	–	[178–194]	[180–193]	[192–204]	–	– ⁹	[185–194]	[183–193]
Tyre size/wheel Size		225/50 R 17 94 W/7.5 J x 17	225/50 R 17 94 W/7.5 J x 17	225/50 R 17 94 W/7.5 J x 17	225/50 R 17 94 W/7.5 J x 17	205/60 R 16 92 W/7 J x 16	225/50 R 17 94 W/7.5 J x 17	225/50 R 17 94 W/7.5 J x 17	225/50 R 17 94 W/7.5 J x 17

The quoted performance, fuel consumption and CO₂ emissions figures are for vehicles with standard transmission. Figures in [] refer to vehicles with Steptronic transmission.

- The figures listed above were calculated based on a 90% full petrol tank, 68 kg driver and 7 kg cargo. The empty weight applies to vehicles with standard equipment. Optional equipment increases this figure.
- The actual total weight of the trailer must not exceed the maximum permitted trailer load, taking into account the maximum tow bar download.
- The data for fuel consumption, CO₂ emissions and energy consumption are determined in accordance with the measurements processes as defined by European Regulation (EU) 715/2007 in the applicable version. Data refer to a vehicle with base-level equipment in Germany, and the ranges account for differences according to the selected wheel and tyre size and the optional equipment. For these vehicles, values other than those specified here may apply for the assessment of taxes and other vehicle-related charges that are (also) based on CO₂ emissions. Version 01/18/2019
- BMW recommends the use of RON 95 super unleaded petrol. Unleaded RON 91 and higher with a maximum ethanol content of 10% (E10) may also be used. Performance and fuel consumption data apply to vehicles using RON 98 fuel.
- Electronically limited.
- Fuel consumption and CO₂ emissions are affected by the selected wheel and tyre sizes. For more information, please contact your BMW partner.
- Maximum torque for Steptronic transmission is 270 Nm at 1,350–4,600 rpm.
- Maximum torque for xDrive is 270 Nm at 1,350–4,600 rpm.
- This engine version is not available in all countries. Please contact your local BMW partner for more information.

		BMW 4 SERIES COUPÉ	BMW 4 SERIES CONVERTIBLE	BMW 4 SERIES GRAN COUPÉ
--	--	-----------------------	-----------------------------	----------------------------

Exterior dimensions				
Length	mm	4640	4640	4640
Height	mm	1377	1384	1389
Width	mm	1825	1825	1825
Mirror width	mm	2017	2017	2017
Front track	mm	1545	1545	1545
Rear track	mm	1594	1594	1594
Front overhang length	mm	787	787	787
Rear overhang length	mm	1043	1043	1043
Wheelbase	mm	2810	2810	2810

Interior dimensions				
Max. front headroom	mm	1011	1025	1025
Max. rear headroom	mm	917	942	942
Front elbowroom	mm	1465	1466	1466
Rear elbowroom	mm	1400	1321	1321

BMW 440i GRAN COUPÉ WITH M SPORT PACKAGE:

BMW TwinPower Turbo six-cylinder inline petrol engine, 240 kW (326 hp), 19" M light alloy wheels
Double-spoke style 704 M Bicolour Jet Black with mixed tyres, exterior colour in Frozen Dark Grey metallic,
seats in leather Dakota Cognac with Brown highlights, interior trim finishers in Aluminium Carbon dark with
highlight trim finishers in Pearl Chrome.

BMW 440i COUPÉ WITH M SPORT PACKAGE:

BMW TwinPower Turbo six-cylinder inline petrol engine, 240 kW (326 hp), 19" M light alloy wheels
Double-spoke style 704 M Bicolour Jet Black with mixed tyres, exterior colour in Snapper Rocks Blue metallic,
seats in leather Dakota Midnight Blue with Oyster dark highlights, interior trim finishers in Aluminium Carbon
dark with highlight trim finishers in Pearl Chrome.

BMW 430i CONVERTIBLE WITH LUXURY LINE:

BMW TwinPower Turbo four-cylinder petrol engine, 185 kW (252 hp), 19" light alloy wheels Star-spoke style
708, Ferric Grey with mixed tyres, exterior colour in Sunset Orange metallic, seats in leather Dakota Ivory White
with Oyster dark highlights, interior trim finishers in Aluminium Carbon dark with highlight trim finishers in Pearl
Chrome.

The models illustrated in this brochure show the equipment and configuration options (standard and optional)
for vehicles produced by BMW AG for the German market. Alterations in standard and optional equipment and
the configurations available for the different models, as described in this brochure, may occur after 11/15/2019,
the date when this brochure went to press, or according to the specific requirements of other markets. Your
local BMW Partner is available to provide further details. Subject to change in design and equipment.

© BMW AG, Munich, Germany. Reproduction, even in part, only with the written approval of BMW AG,
Munich.